

ASSEMBLY AND INSTRUCTION MANUAL

MODEL 2211 ECKfrog

© 2022 KURT BEIER & KATI QUINGER



2 functional armrests
completely foldable



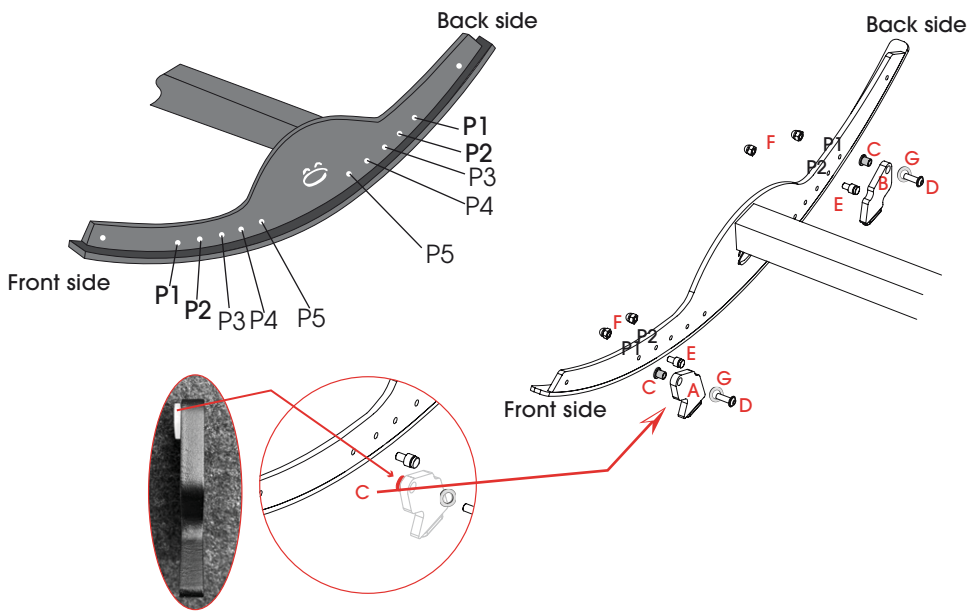
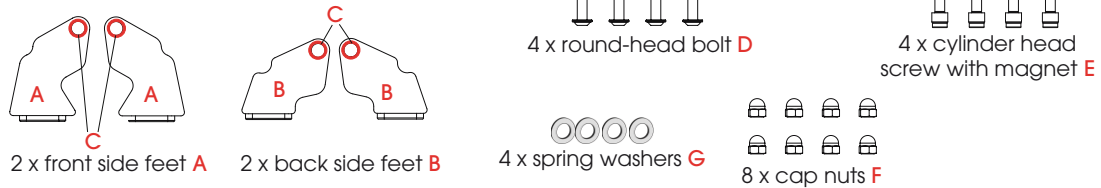
Functional back
foldable up to the relax position



Manual rocking skid lock

Assembly of the rocking skid lock:

Package scope (FP):



1. Screw in hand-tight one foot (A/B) each into the runners from the inside (at the 4 positions P1) using a round-headed bolt (D) and a spring washer (G) (note "front" and "rear" here).
2. Secure the bolts (D) with one cap nut (F) each and tighten them.
3. Screw the 4 cylinder head screws (E) into the runners from the inside at the 4 positions (P2).
4. Secure the screws (E) with one cap nut (F) each.

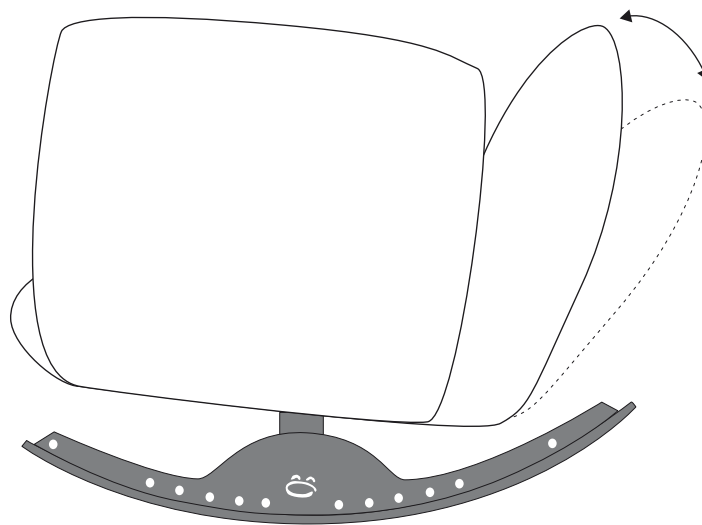
Use of the rocking skid lock:

1. To lock the rocking skid lock, first lift the front of the rocking runner slightly and turn the foot (A) right and left towards the ground to the magnetic cylinder head screw (E).
2. Repeat the procedure at the back side of the runners with the 2 adjustable feet (B).
3. To return the ROCKfrog to rocking position, start at the back (in reverse order) and turn the rocking locks back onto the magnetic cylinder head screws.

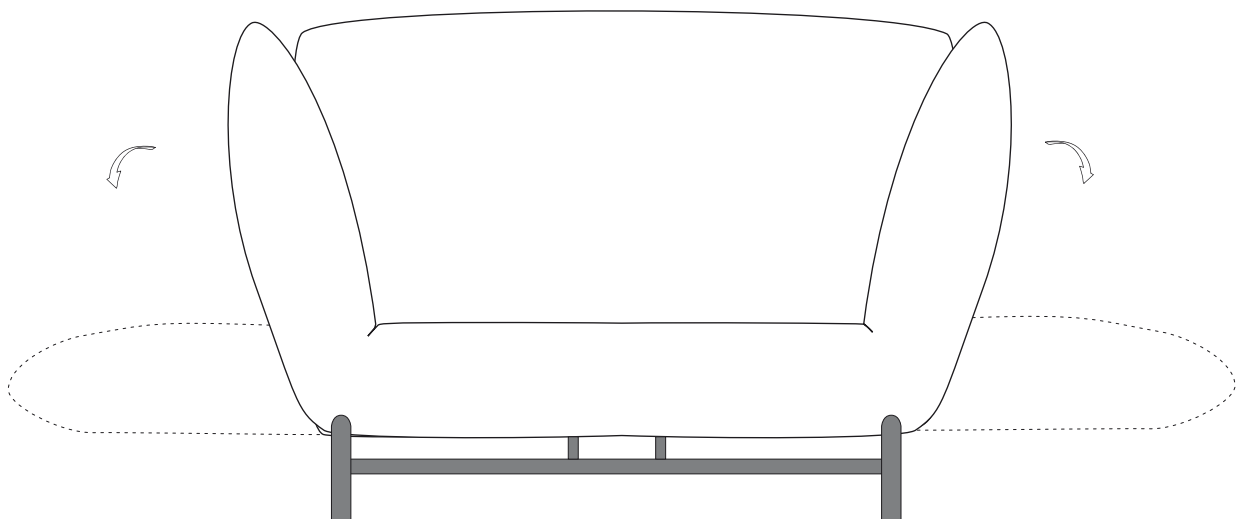


Functional back & functional armrests:

1. To adjust the desired position grip the back from the outside and pull it carefully towards yourself.
2. To obtain zero position pull the back carefully beyond the top position towards yourself and fold it down into zero position.
3. From zero position you can easily snap the back into desired position.



For the adjustment of the armrests you can proceed in the same way.



Safety Instructions!

Please observe the following safety instructions for your pleasure with ECKfrog:



1. While rocking, it is not allowed for anyone to stay within the swing's range, next or below the rocking chair respectively swinging rocker (risk of injury).



2. Attention! In case of any improper use, the runners may lead to injuries during the rocking (trapping risk).



3. Do not stand on the product. The rocking chair is not a toy, gymnastics equipment or climbing frame. Children must not use the product without adult supervision. Do not sit on the back or arm section.



No liability can be accepted for improper use.

No liability shall be assumed for direct and indirect consequential damages caused by modifications of this product, the equipment, the performance and the material usage done by the customer.

Subject to changes and error.

You have observed all of the safety instructions? Then, Bullfrog wishes you a good rocking time!

Maintenance care of the runners:

In order to keep unused threads serviceable, it is required to regrease them 1 x per year with machine lubricant.