

ASSEMBLY AND INSTRUCTION MANUAL

MODEL 2301 CHARLES

© 2018 KURT BEIER & KATI QUINGER



Functional chair with armrests



360° rotary function



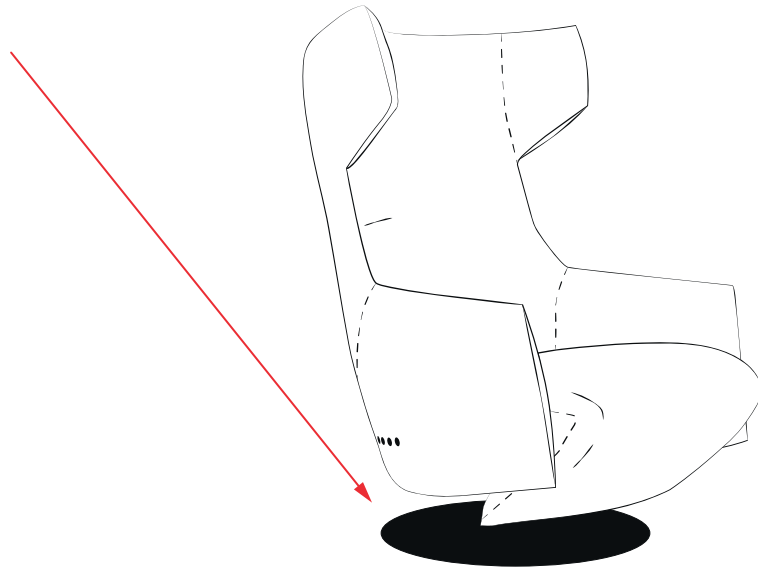
Cushion



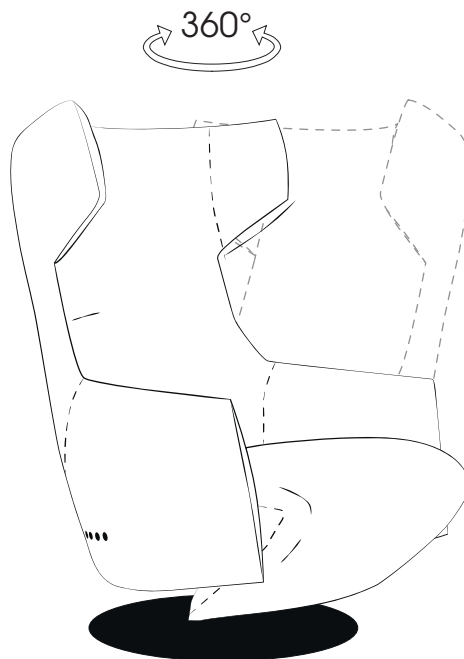
Simple handling
by sensor buttons

Attention! Safety note:

The base plate is plugged into a conical turning spindle.
For transportation it is absolutely necessary to lift up the
chair at the base plate.



360° rotary function:

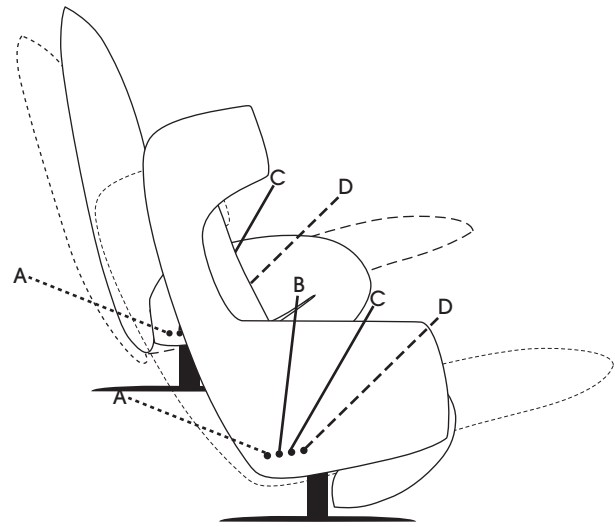


Functions:

Sitting and lying functions:


The individual sitting and lying functions are controlled via the sideways placed capacitive sensor buttons.

- > A = Back moves backwards
- > B = Back moves upwards
- > C = Footrest moves downwards
- > D = Footrest moves upwards



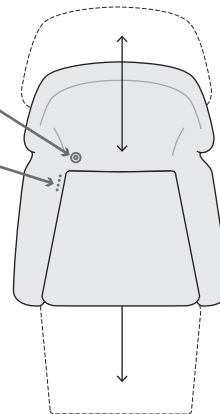
Attention!

The sensor buttons and charging socket are always mounted on the left.
(Direction decisive is always standing in front of the furniture).



Charging socket, rear left
(Front view of the furniture)

Sensor buttons socket, rear left
(Front view of the furniture)



Charging socket:
Warning of magnetic field.

